

THIS IS THE WESTERN REGION

WDC Insights

providing insights on key issues for the Western Region of Ireland



POPULATION IN THE REGION¹

POPULATION 2016 CHANGE 2011-2016

WESTERN REGION **828,124** **+0.9%** ▲ ▼

STATE **4,757,976** **+3.7%** ▲ ▼

HOUSING² VACANCY RATE

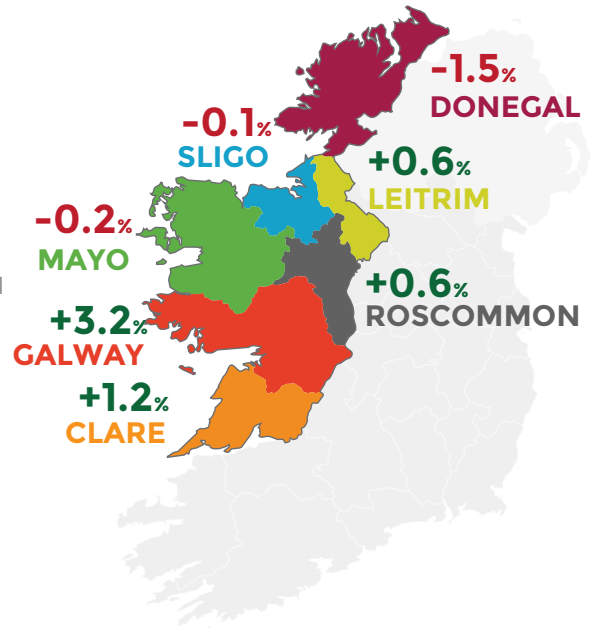
20% **22%**

OF STATE HOUSING STOCK



17%
OF STATE POPULATION

LAND MASS³
37%
OF STATE



THE WESTERN REGION HAS

EMPLOYMENT⁴

17%
OF PEOPLE AT WORK IN IRELAND

UNEMPLOYMENT⁵

18%
OF UNEMPLOYED IN THE STATE

SELF EMPLOYED⁶

23%
OF PEOPLE AT WORK IN THE REGION

ENTERPRISES⁷

16%
OF ACTIVE ENTERPRISES IN THE STATE


INCOME⁸

92%
OF STATE AVERAGE PER PERSON DISPOSABLE INCOME



WIND ENERGY⁹

28%
OF IRISH INSTALLED WIND ENERGY CAPACITY



BROADBAND¹⁰

34%
OF NATIONAL BROADBAND PLAN AREA PREMISES



TOURISM¹¹

28%
OF IRELAND'S REVENUE FROM OVERSEAS TOURISTS



VEHICLES¹²

15%
NEW CARS LICENSED FIRST TIME IN 2015




RAIL FREIGHT¹³

3/4
OF SERVICES START OR END IN THE WESTERN REGION



REPLACING

9,000
ROAD JOURNEYS PER ANNUM SAVING 2,300 TONNES IN CARBON EMISSIONS



WDC Insights THIS IS THE WESTERN REGION

providing insights on key issues for the Western Region of Ireland



- 1 CSO, Census of Population 2016: Preliminary Results, EP001
- 2 CSO, Census of Population 2016: Preliminary Results, EP007
- 3 CSO, Census of Population 2002, Population Density and Area Size by Electoral Division
- 4 CSO, Quarterly National Household Survey, Q1 2016, special run
- 5 CSO, Quarterly National Household Survey, Q1 2016, special run
- 6 CSO, Quarterly National Household Survey, Q1 2016, special run
- 7 CSO, Business Demography, 2014
- 8 CSO, County Incomes and Regional GDP 2014
- 9 <http://www.iwea.com/windmap> as at 18.02.16
- 10 Connecting Communities, National Broadband Plan. Analysis of County Coverage. Department of Communications, Climate Action and Environment
- 11 Fáilte Ireland, Regional Performance 2015
- 12 <http://www.cso.ie/en/releasesandpublications/er/vlftm/vehicleslicensedforthefirsttimedecemberandyear2015/>
- 13 <http://www.wdc.ie/wp-content/uploads/WDC-Rail-Freight-Study-Final-Report-18-12-15.pdf>
Based on 230,000 tonnes replacing 17,000 HGV loads. Carbon emissions savings based on UK estimates, see full discussion in WDC, Rail Freight and the Western Region, 2015